


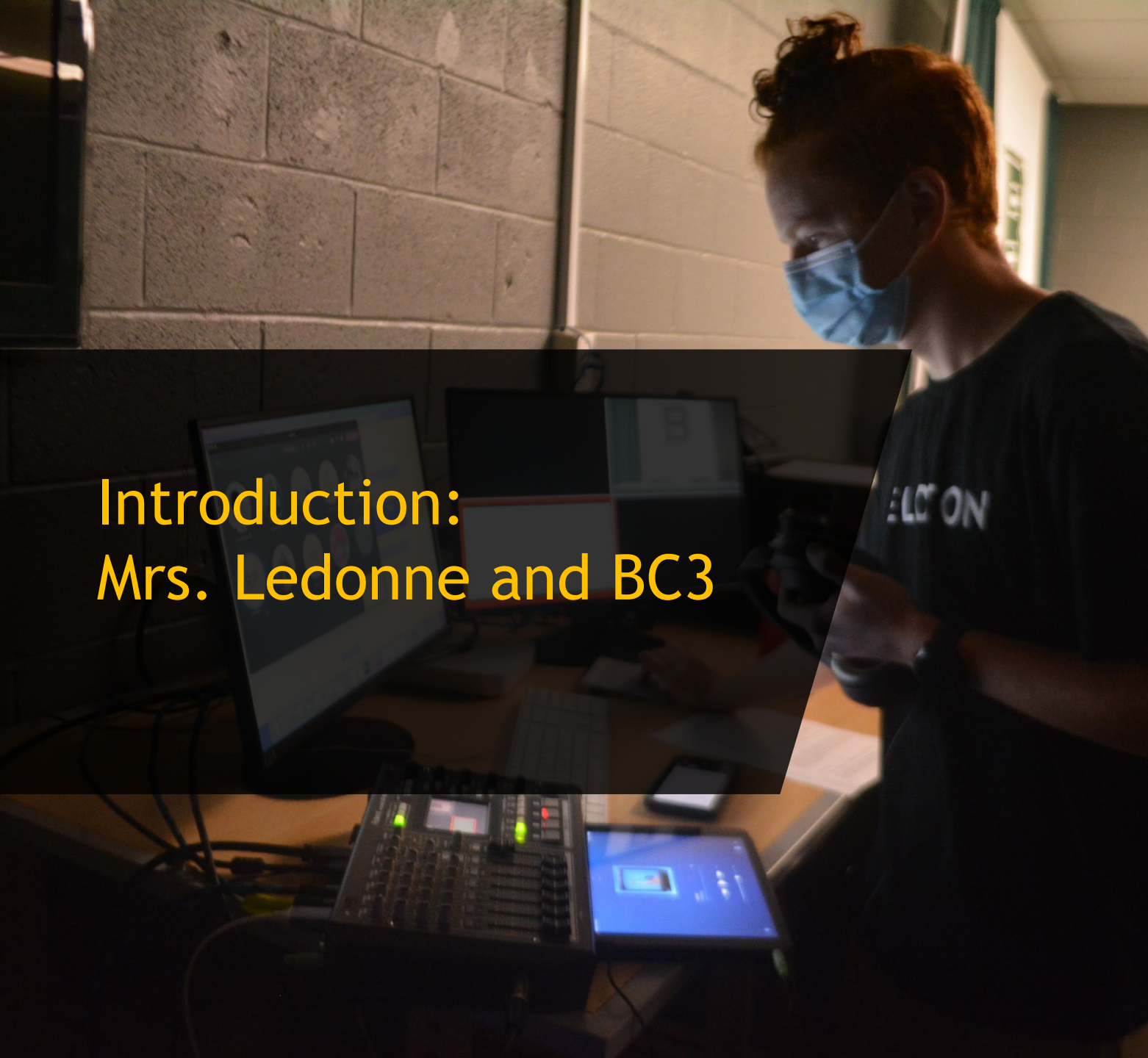


# Digital Citizenship - Online Safety and Awareness

School Board Presentation

Focused on empowering every student to achieve their best every day.

Introduction:  
Mrs. Ledonne and BC3



# Learning Goals

- ▶ Define Digital Citizenship and understand how it is different within age demographics and individual users.
- ▶ Understand the need the for digital citizenship education at Blackhawk.
- ▶ Explain the process for designing and implementing lessons within our schools.





## Trust and Leadership

**You are a true leader  
when you help your  
team become  
successful. Remember  
leadership is not  
about you, it's all  
about the people you  
serve.**

Leadership First

**"Great things in  
business are  
never done by  
one person.  
They're done by  
a team of  
people."**

PROJECTMANAGER.COM

**No leader can build  
and sustain a great company  
if no trust exists.**

Leadership First

Focused on empowering every student to achieve their best every day.



# Vision




These recommendations come from a place that puts students, staff, and the school first.



This is not related to any political connection, that is not what this represents.



The purpose of extending this program is solely based on the needs of the students within the district.



## What is Digital Citizenship?

- ▶ Do you know?
- ▶ Write a definition in your own words.



## What is Digital Citizenship?



### THE DEFINITION OF DIGITAL CITIZENSHIP

DIGITAL CITIZENSHIP IS DEFINED BY THE QUALITY OF HABITS, ACTIONS, AND CONSUMPTION PATTERNS THAT IMPACT THE ECOLOGY OF DIGITAL CONTENT AND COMMUNITIES.

Focused on empowering every student to achieve their best every day.



# Your Life as a Digital Citizen

## Context: Demographic Comparisons

Ages 40+: Your digital life is likely limited to few social media platforms such as Facebook, limited internet exposure such as Google, or centered to your interests. Little of your life events have been within the digital era.

Ages 20-40: Your digital life is expanded - A handful of social media platforms such as Facebook, Twitter, and Instagram. Several of your life events (work, school, achievements) have been within the digital era.

Ages 0-20: Your entire life is in a digital world. Teens - expanded social media to trending apps - Snapchat, WhatsApp, Instagram, Tiktok, BeReel, etc. Everything that your parents did not have access to is at your fingertips - your life is the digital era.



## Revisiting your definition?

- ▶ Would anyone like to share their definition?



## Your Digital Life

- ▶ Essentially, digital citizenship is how you are represented online.
  - ▶ This is a new and ever evolving world.
  - ▶ The things that YOU view, and access online are very different from the things that TEENS are viewing and accessing online.
  - ▶ Additionally, the things that YOU view, and access may be very different from EVERYONE!



# The Need for Digital Citizenship Education

- ▶ Do you know what these are? Snapchat, WhatsApp, Instagram, Tiktok, BeReel?
- ▶ Snapchat (as an example)
  - ▶ Allows sharing of texts/images that disappear. There is a folder called "my eyes only" where 'you' can store past images.
  - ▶ Negative messages/images and memes that bully, tease, and target individuals.
  - ▶ Sharing 'private' images can lead to investigations with groups of students that have shared or seen the images.
    - ▶ These types of incidents involve law enforcement and potential charges.



## Why Digital Citizenship @BSD?

- ▶ Continuous and growing concerns of student presence on social and digital media.
- ▶ Required annually to receive annual E-Rate reimbursement.
  - ▶ E-Rate covers costs associated with connectivity and associated equipment and is a savings for the district.
- ▶ Historically we have offered lessons through using the online commonsense education curriculum as it 'fit' within our technology course offerings - limited among students.
- ▶ This presentation is to share that we will be extending our current offerings through grades K-12 - fully integrated for all students.
  - ▶ Aligned to PA State Standards

Digital Citizenship	15.4.2.B. Demonstrate responsible use of technology and equipment.	15.4.5.B. Identify and demonstrate understanding of ethical, safe, and social online behavior and potential consequences of unethical, unsafe, and inappropriate behavior.	15.4.8.B. Interpret and apply appropriate social, legal, ethical, and safe behaviors of digital citizenship.	15.4.12.B. Evaluate the impact of social, legal, ethical, and safe behaviors on digital citizenship.
------------------------	---	---	---	---

- ▶ These lessons are built from the Common-Sense Education Curriculum and designed by our teachers. Presentation of the materials and lessons will be different for each building as they are developmentally appropriate for each grade level.





## @BSD Gameplan #shorttermgoal

- ▶ Teachers K-12 were asked to join our committee to review our practices and design lessons within each grade level.
- ▶ **#ShortTermGoal:** Identify areas within the [Common-Sense Education Digital Citizenship Curriculum](#) that is relevant for our students.
  - ▶ Review the bullet points in the slide deck and online resources, make short notes to each, decide on the focus topics, and prepare recommendations to the team.



# @BSD Gameplan #LongTermGoals

- ▶ Design a complete slide deck (K-12) that can be presented to each grade level to build student awareness and understanding of online use and their online footprint.
- ▶ Identify areas within the [Common-Sense Education Digital Citizenship Curriculum](#) that we should present to our students.
  - ▶ <https://www.commonsense.org/education/digital-citizenship#digcit-program>
  - ▶ Review the bullet points and online resources, choose those that need a focus, design a slide(s) for staff to present. If possible, narrow our selections.
  - ▶ Embedded within the slide deck are the topics from common-sense for each grade level. As you scroll through both the slide deck and the online curriculum you will see the same topics.
- ▶ Identify if staff can present in their classrooms, OR appropriate personnel to present at grade levels to reach every student
  - ▶ Who, what, where, when, and why?
- ▶ Identify and potentially implement parent/guardian and community component.

Focused on empowering every student to achieve their best every day.



- ▶ Media Balance is important
- ▶ Pause for People
- ▶ Safety in My Online Neighborhood
- ▶ Pause and Think Online
- ▶ How Technology Makes You Feel
- ▶ Internet Traffic Light
- ▶ We, The Digital Citizens
- ▶ Device-Free Moments
- ▶ That's Private!
- ▶ Digital Trails

## Sample Topics: Grades K-2

- ▶ Your Rings of Responsibility
- ▶ Password Power-Up
- ▶ The Power of Words
- ▶ Is Seeing Believing
- ▶ My Media Choices
- ▶ Private and Personal Information
- ▶ Our Online Tracks
- ▶ Keeping Games Fun and Friendly
- ▶ Be a Super Digital Citizen
- ▶ Finding My Media Balance
- ▶ You Won't Believe This

## Sample Topics: Grades 3-5



## Samples of lesson topics

### Grades 6-8

- ▶ Finding Balance in a Digital World
- ▶ Don't Feed the Phish
- ▶ Who Are You Online?
- ▶ My Social Media Life
- ▶ The Four Factors of Fair Use
- ▶ Being Aware of What You Share
- ▶ Social Media and Digital Footprints: Our Responsibilities

### Grades 9-12

- ▶ My Digital Life Is Like...
- ▶ The Big Data Dilemma
- ▶ Protecting Online Reputations
- ▶ Can Media Be Addictive?
- ▶ We are Civil Communicators
- ▶ The Health Effects of Screen Time
- ▶ The Changes You Want to See



A large, stylized letter 'B' logo in a light teal color with a white outline and a drop shadow effect. The 'B' is centered on the page.

# We are Civil Communicators

Grade 12

**SAMPLE**

## Grade 12: We are Civil Communicators

### Essential Question

How can we communicate with civility online?



[commonsense.org/education](https://commonsense.org/education)  
Shareable with attribution for noncommercial use. Remixing is permitted.



## Watch & Discuss



Focused on empowering every student to achieve their best every day.





## Discussion

What are some of the big takeaways from Cameron Kasky's story?

What does Kasky say about debating with people who disagree with you? Do you agree?

## Civil Discourse vs. Uncivil Discourse



### Civil Discourse

Conversation that involves respectful sharing and debate of ideas.




### Uncivil Discourse

Language characterized as containing direct insults willful misattribution of motive without due reason, and open contempt.



# Discussion

What are some of the causes of uncivil online discourse?  
What effects does it have?



## Watch & Discuss



What strategies can people use to have civil discourse?

Focused on empowering every student to achieve their best every day.



## Before you debate, remember to be COOL

**C**alm. Take a deep breath and relax before engaging.

**O**pen-minded. Consider ideas that are different from yours.

**O**nly focused on the ideas. Separate your judgments about who people are from what they're saying.

**L**istening actively. Aim to understand the person's ideas, experiences, and emotions.





# Learning Goals

- ▶ Define Digital Citizenship and understand how it is different within age demographics and individual users.
- ▶ Understand the need the for digital citizenship education at Blackhawk.
- ▶ Explain the process for designing and implementing lessons within our schools.





Questions





**Thank you**